


Beautiful and Practical Netting

Tops A Net Circle



Designed by Rita F. Bartholomew

Copyright © 2012
by Rita F. Bartholomew

The instructions in this pattern do *not* include directions on how to tie the basic netting knot or any other basic netting skills. For this information visit <http://www.nettingnook.com>.

Every effort has been made to ensure that the instructions for this pattern are complete and accurate. I do not, however, take responsibility for human error, typographical mistakes, or variations in individual work.

Copyright © 2012 by Rita Bartholomew. All rights reserved worldwide. No part of this publication may be replicated, redistributed, or given away in any form without the prior written consent of the author/publisher or the terms relayed to you herein.

Published by
Rita Bartholomew

<http://www.knotsindeed.com>
e-mail: nettingknot@gmail.com

Table of Contents

Supplies needed.	4
Tops: A Hot Pad.	5
Tops: A Coaster Insert.	6
Tops: A Net Bookmark.	7
Circular Topper	7
Bookmark Length.	8

Supplies needed:

cord to put through anchor
grommet anchor made of bead and crochet thread
netting needle or shuttle
scissors

Bookmark


mesh sticks:
3/8" flat mesh stick
#3 knitting needle (kn)
tatting or size 30 crochet thread: 8 yards

Coaster Insert

mesh sticks:
3/8" flat mesh stick
#3 knitting needle (kn)
tatting or size 30 crochet thread: 3 yards

Hot Pad

mesh sticks:
1" flat mesh stick
3/8" flat mesh stick
medium weight household string or size 4 cotton yarn: 10 yards



Tops: A Hot Pad
Designed by Rita F. Bartholomew
6" diameter

108 knots for this hot pad

Instructions

Regular (center)

Round 1

mesh stick: 1"

Form a grommet with 24 loops, last one tied by hand with a CK. (24 loops in round)

Rounds 2-3

mesh stick: 3/8"

Net 1 knot in each loop, last one tied by hand with a CK. (24 loops in round)

Tops (decrease)

Round 4

mesh stick: 1"

Net 1 knot in the each loop. Last loop tied by hand with a CK. (24 loops in round)

Round 5

mesh stick: 1"

Without a mesh stick, net the loop formed by the CK and the loop to the right of the CK together, *net 2 loops together*; repeat from * to *. Last loop tied by hand with a CK. (12 loops in round)



Tops: A Coaster Insert
Designed by Rita F. Bartholomew
3" diameter

108 knots for this hot pad

Instructions

Regular (center)

Round 1

mesh stick: 3/8"

Form a grommet with 24 loops, last one tied by hand with a CK. (24 loops in round)

Rounds 2-3

mesh stick: #3 knitting needle (kn)

Net 1 knot in each loop, last one tied by hand with a CK. (24 loops in round)

Tops (decrease)

Round 4

mesh stick: 3/8"

Net 1 knot in the each loop. Last loop tied by hand with a CK. (24 loops in round)

Round 5

mesh stick: 3/8"

Without a mesh stick, net the loop formed by the CK and the loop to the right of the CK together, *net 2 loops together*; repeat from * to *. Last loop tied by hand with a CK. (12 loops in round)

Tops: A Net Bookmark
Designed by Rita F. Bartholomew
Total Knots: 405

Instructions

Circular Topper

3" diameter

108 knots for this bookmark topper

Regular (center)

Round 1

mesh stick: 3/8"

Form a grommet with 24 loops, last one tied by hand with a CK. (24 loops in round)

Rounds 2-3

mesh stick: #3 knitting needle (kn)

Net 1 knot in each loop, last one tied by hand with a CK. (24 loops in round)

Tops (decrease)

Round 4


mesh stick: 3/8"

Net 1 knot in the each loop. Last loop tied by hand with a CK. (24 loops in round)

Round 5

mesh stick: 3/8"

Without a mesh stick, net the loop formed by the CK and the loop to the right of the CK together, *net 2 loops together*; repeat from * to *. Last loop tied by hand with a CK. (12 loops in round).



Bookmark Length

297 knots in this bookmark length

Row 1

mesh stick: 3/8"

Attach the thread from the netting needle to a loop or use the CK. Then place the attached knot or CK on top of the mesh stick and, net 4 knot more knots into the loop formed by the CK or the loop to which the attached knot is fastened, net 5 knots in the next loop. (10 knots on the mesh stick.)

Rows 2-33

mesh stick: #3 kn

Turn netting, net 1 knot in each loop for 9 loops. (9 loops in row)