


Beautiful and Practical Netting

Web A Net Circle



Designed by Rita F. Bartholomew

Copyright © 2012
by Rita F. Bartholomew

The instructions in this pattern do *not* include directions on how to tie the basic netting knot or any other basic netting skills. For this information visit <http://www.nettingnook.com>.

Every effort has been made to ensure that the instructions for this pattern are complete and accurate. I do not, however, take responsibility for human error, typographical mistakes, or variations in individual work.

Copyright © 2012 by Rita Bartholomew. All rights reserved worldwide. No part of this publication may be replicated, redistributed, or given away in any form without the prior written consent of the author/publisher or the terms relayed to you herein.

Published by
Rita Bartholomew

<http://www.knotsindeed.com>
e-mail: nettingknot@gmail.com

Table of Contents

Supplies needed.	4
Web: A Net Hot Pad.	5
Web: A Net Coaster Insert.	6
Web: A Net Bookmark.	7
Bookmark Length - Plain Pointed.	8
Bookmark Length - Pointed Beet.	10

Supplies needed:

cord to put through anchor
grommet anchor made of bead and crochet thread
netting needle or shuttle
scissors

Bookmark


mesh sticks:
1/4" flat mesh sticks
#2 knitting needle (kn)
tatting thread: 13 yards

Coaster Insert

mesh sticks:
1/4" flat mesh sticks
#2 knitting needle (kn)
tatting thread: 5 yards

Hot Pad

mesh sticks:
3/4" flat mesh sticks
1/4" flat mesh stick
medium weight household string or size 4 cotton yarn: 11 yards



Web: A Net Hot Pad
Designed by Rita F. Bartholomew

270 knots for this coaster insert

Instructions

Web (center)

Round 1

mesh stick: 3/4"

Form a grommet with 10 loops, last one tied by hand with a CK. (10 loops in round)

Round 2

mesh stick: 3/4"

Net 1 knot in each loop. Last loop tied by hand with a CK. (10 loops in round)

Round 3

mesh stick: 3/4"

Net 4 knots in loop formed by CK, net 5 knots in all other loops. Last loop tied by hand with a CK. (50 loops in round)

Rounds 4-7

mesh stick: 1/4"

Net 1 knot in each loop. Last loop tied by hand with a CK. (50 loops in round)



Web: A Net Coaster Insert

Designed by Rita F. Bartholomew
3" diameter

220 knots for this coaster insert

Instructions

Web (center)

Round 1

mesh stick: 1/4"

Form a grommet with 10 loops, last one tied by hand with a CK. (10 loops in round)

Round 2

mesh stick: 1/4"

Net 1 knot in each loop. Last loop tied by hand with a CK. (10 loops in round)

Round 3

mesh stick: 1/4"

Net 4 knots in loop formed by CK, net 5 knots in all other loops. Last loop tied by hand with a CK. (50 loops in round)

Rounds 4-6

mesh stick: #2 kn

Net 1 knot in each loop. Last loop tied by hand with a CK. (50 loops in round)

Web: A Net Bookmark

Designed by Rita F. Bartholomew
Total Knots - Plain Pointed Version: 687
Total Knots - Pointed Beet Version: 456

Instructions

Circular Topper

3" diameter

220 knots in this bookmark

Web (center)

Round 1

mesh stick: 1/4"

Form a grommet with 10 loops,
last one tied by hand with a CK.
(10 loops in round)

Round 2

mesh stick: 1/4"

Net 1 knot in each loop. Last loop
tied by hand with a CK. (10 loops
in round)

Round 3


mesh stick: 1/4"

Net 4 knots in loop formed by CK,
net 5 knots in all other loops. Last
loop tied by hand with a CK. (50
loops in round)

Rounds 4-6

mesh stick: #2 kn

Net 1 knot in each loop. Last loop
tied by hand with a CK. (50 loops
in round)



Pointed Beet Version

Bookmark Length - Plain Pointed

467 knots in this bookmark length

Plain (decorative stitch)

Row 1

mesh stick: #3 kn

Net 1 knot in each loop for 14 loops. (15 knots on the mesh stick.) Turn the netting.

Rows 2-27

mesh stick: #3 kn

Net 1 knot in each loop. Turn the netting. (14 loops in row)

Pointed End

Row 28

mesh stick: #3 kn

Net 1 knot in each loop except the last 2 loops. Net the last 2 loops together. Turn the netting. (13 loops in row)

Row 29

mesh stick: #3 kn

Net 1 knot in each loop except the last 2 loops. Net the last 2 loops together. Turn the netting. (12 loops in row)

Row 30

mesh stick: #3 kn

Net 1 knot in each loop except the last 2 loops. Net the last 2 loops together. Turn the netting. (11 loops in row)

Row 31

mesh stick: #3 kn

Net 1 knot in each loop except the last 2 loops. Net the last 2 loops together. Turn the netting. (10 loops in row)

Row 32

mesh stick: #3 kn

Net 1 knot in each loop except the last 2 loops. Net the last 2 loops together. Turn the netting. (9 loops in row)

Row 33

mesh stick: #3 kn

Net 1 knot in each loop except the last 2 loops. Net the last 2 loops together. Turn the netting. (8 loops in row)

Row 34

mesh stick: #3 kn

Net 1 knot in each loop except the last 2 loops. Net the last 2 loops together. Turn the netting. (7 loops in row)

Row 35

mesh stick: #3 kn

Net 1 knot in each loop except the last 2 loops. Net the last 2 loops together. Turn the netting. (6 loops in row)

Row 36

mesh stick: #3 kn

Net 1 knot in each loop except the last 2 loops. Net the last 2 loops together. Turn the netting. (5 loops in row)

Row 37

mesh stick: #3 kn

Net 1 knot in each loop except the last 2 loops. Net the last 2 loops together. Turn the netting. (4 loops in row)

Row 38

mesh stick: #3 kn

Net 1 knot in each loop except the last 2 loops. Net the last 2 loops together. Turn the netting. (3 loops in row)

Row 39

mesh stick: none

Without a mesh stick, net 3 loops together. (no loops, one knot in row)

Bookmark Length - Pointed Beet

236 knots in this bookmark length

Plain (decorative stitch)

Row 1

mesh stick: #3 kn

Net 1 knot in each loop for 14 loops. (15 knots on the mesh stick.) Turn the netting.

Rows 2-4

mesh stick: #3 kn

Net 1 knot in each loop. Turn the netting. (14 loops in row)

Beet (increase stitch)

Row 5

mesh stick: 1/4"

Net 1 knot in each loop. Turn the netting. (14 loops in row)

Row 6

mesh stick: 1/4"

Net 2 loops together. Turn the netting. (7 loops in row)

Row 7

mesh stick: 1/4"

Net 2 knots in each loop. Turn the netting. (14 loops in row).

Plain (decorative stitch)

Rows 8-13

mesh stick: #3 kn

Net 1 knot in each loop. Turn the netting. (14 loops in row)

Beet (increase stitch)

Row 14

mesh stick: 1/4"

Net 1 knot in each loop. Turn the netting. (14 loops in row)

Row 15

mesh stick: 1/4"

Net 2 loops together. Turn the netting. (7 loops in row)

Row 16

mesh stick: 1/4"

Net 2 knots in each loop. Turn the netting. (14 loops in row)

Plain (decorative stitch)

Rows 17-22

mesh stick: #3 kn

Net 1 knot in each loop. Turn the netting. (14 loops in row)

Beet (increase)

Row 23

mesh stick: 1/4"

Net 1 knot in each loop. Turn the netting. (14 loops in row)

Row 24

mesh stick: 1/4"

Net 2 loops together. Turn the netting. (7 loops in row)

Row 25

mesh stick: 1/4"

Net 2 knots in each loop. Turn the netting. (14 loops in row)

Plain (decorative stitch)

Rows 26-27

mesh stick: #3 kn

Net 1 knot in each loop. Turn the netting. (14 loops in row)

Pointed End (decrease stitch)

Row 28

mesh stick: #3 kn

Net 1 knot in each loop except the last 2 loops. Net the last 2 loops together. Turn the netting. (13 loops in row)

Row 29

mesh stick: #3 kn

Net 1 knot in each loop except the last 2 loops. Net the last 2 loops together. Turn the netting. (12 loops in row)

Row 30

mesh stick: #3 kn

Net 1 knot in each loop except the last 2 loops. Net the last 2 loops together. Turn the netting. (11 loops in row)

Row 31

mesh stick: #3 kn

Net 1 knot in each loop except the last 2 loops. Net the last 2 loops together. Turn the netting. (10 loops in row)

Row 32

mesh stick: #3 kn

Net 1 knot in each loop except the last 2 loops. Net the last 2 loops together. Turn the netting. (9 loops in row)

Row 33

mesh stick: #3 kn

Net 1 knot in each loop except the last 2 loops. Net the last 2 loops together. Turn the netting. (8 loops in row)

Row 34

mesh stick: #3 kn

Net 1 knot in each loop except the last 2 loops. Net the last 2 loops together. Turn the netting. (7 loops in row)

Row 35

mesh stick: #3 kn

Net 1 knot in each loop except the last 2 loops. Net the last 2 loops together. Turn the netting. (6 loops in row)

Row 36

mesh stick: #3 kn

Net 1 knot in each loop except the last 2 loops. Net the last 2 loops together. Turn the netting. (5 loops in row)

Row 37

mesh stick: #3 kn

Net 1 knot in each loop except the last 2 loops. Net the last 2 loops together. Turn the netting. (4 loops in row)

Row 38

mesh stick: #3 kn

Net 1 knot in each loop except the last 2 loops. Net the last 2 loops together. Turn the netting. (3 loops in row)

Row 39

mesh stick: #3 kn

Without a mesh stick, net 3 loops together. (no loops, one knot in row)